



# Private Television Network (PTN)

## Live Text Update Instructions for a Private Television Channel (PTC)

Click on the **Sign In** button to Sign In to BrightSign Network:

<https://www.brightsignnetwork.com>

Your Log-in info is:

**Account:** MDA001

**Login:** (your email address)

**Password:** (your password)

Sign In

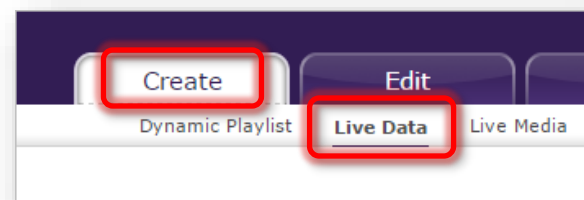
USER NAME  
youremal@yourdomain.com

PASSWORD  
.....

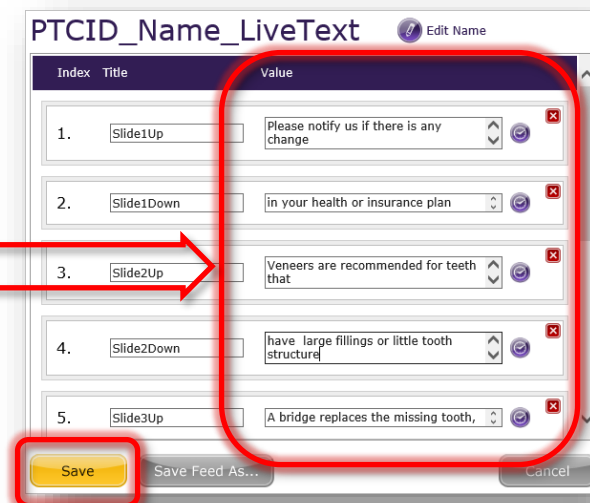
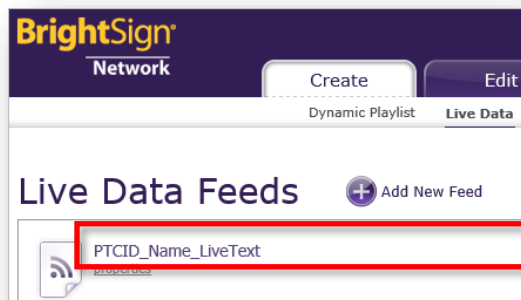
New User? Forgot Password?

**SIGN IN**

When logged in click on the **Create** tab and then on the **Live Data** menu item:



Click on the live data feed name (example: **PTCID\_Name\_LiveText**). Edit panel will open on the right:



Edit **Value** in each row you want to change and click on **Save** to change Live Text on your PTC screens. **Do not edit any of the Titles!** Titles are for reference only and they specify on which slide/line the text will be displayed.

For any questions contact **Jennifer Bilski** (734) 682-3409 x118, email: [jbilski@escapes.net](mailto:jbilski@escapes.net) or **Dragan Cerovcevic**: (734) 682-3409 x103, email: [dragan@escapes.net](mailto:dragan@escapes.net)