



Private Television Network (PTN)

Live Text Update Instructions for a Private Television Channel (PTC)

Click on the **Sign In** button to Sign In to BrightSign Network:

<https://www.brightsignnetwork.com>

Your Log-in info is:

Account: DentalTV

Login: (your email address)

Password: (your password)

Sign In

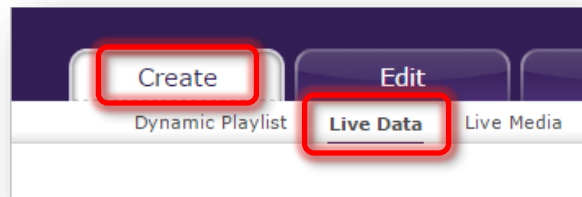
USER NAME
youremal@yourdomain.com

PASSWORD
.....

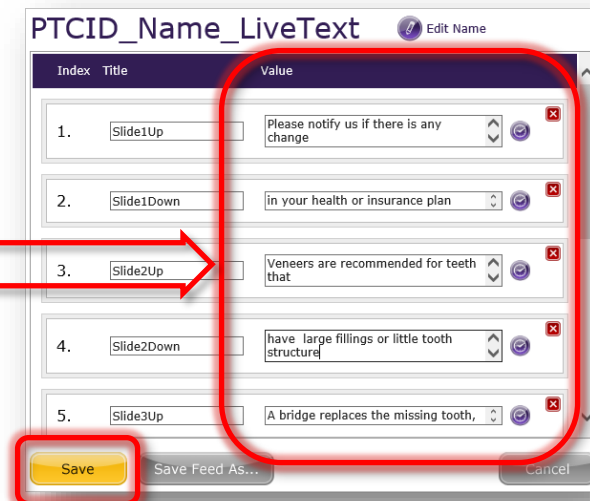
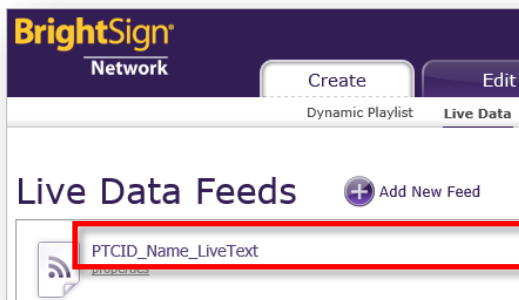
New User? Forgot Password?

SIGN IN

When logged in click on the **Create** tab and then on the **Live Data** menu item:



Click on the live data feed name (example: **PTCID_Name_LiveText**). Edit panel will open on the right:



Edit Value in each row you want to change and click on **Save** to change Live Text on your PTC screens. **Do not edit any of the Titles!** Titles are for reference only and they specify on which slide/line the text will be displayed.

For any questions contact **Dragan Cerovcevic**: (818) 445-7604, email: dragan@escapes.net